



## Bureau of Economic Analysis Regional Economic Accounts



Home About BEA National International **Regional** Industry Glossary FAQs  
 About Regional • Methodologies • Articles • Release Schedule • Staff Contacts • Email Subscriptions  
[Home](#) > [Regional Economic Accounts](#) > [Bearfacts\\_area\\_type\\_selection](#) > Bearfacts

### Bearfacts

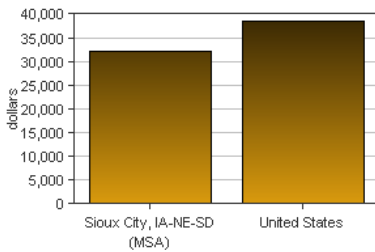
#### Sioux City, IA-NE-SD

Sioux City is one of 366 Metropolitan Statistical Areas (MSAs) in the nation. Its 2007 [population](#) of 142,340 ranked 271st in the nation.

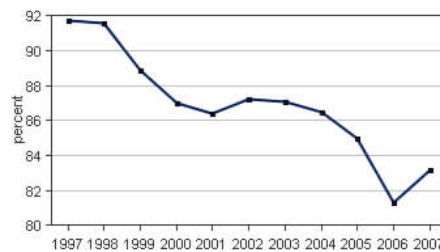
#### PER CAPITA PERSONAL INCOME

In 2007 Sioux City had a per capita personal income (PCPI) of \$32,145. This PCPI ranked 213th in the United States and was 83 percent of the national average, \$38,615. The 2007 PCPI reflected an increase of 7.4 percent from 2006. The 2006-2007 national change was 4.9 percent. In 1997 the PCPI of Sioux City was \$23,221 and ranked 147th in the United States. The 1997-2007 average annual growth rate of PCPI was 3.3 percent. The average annual growth rate for the nation was 4.3 percent.

Per Capita Personal Income, 2007



Per Capita Income as a Percent of the United States, 2007



Search:

[Advanced](#) | [FAQ](#) | [A-Z Index](#)

Download:

[Download page to PDF](#)

[Sioux City component county list](#)



[Printable version](#)

Contacts:

GDP by State  
202.606.5340

[GDPbyState@bea.gov](mailto:GDPbyState@bea.gov)

Personal Income  
202.606.5360

[reis@bea.gov](mailto:reis@bea.gov)

Contacts:

Contact a subject matter expert by [phone](#) or by [email](#).

[Sign up](#) for e-mail notifications.

[Download](#) the Acrobat Reader.

#### TOTAL PERSONAL INCOME

	2006-07 percent change	1997-2007 AAGR
Sioux City	7.9 %	3.4 %
U.S.	6.0 %	5.4 %

AAGR: average annual growth rate

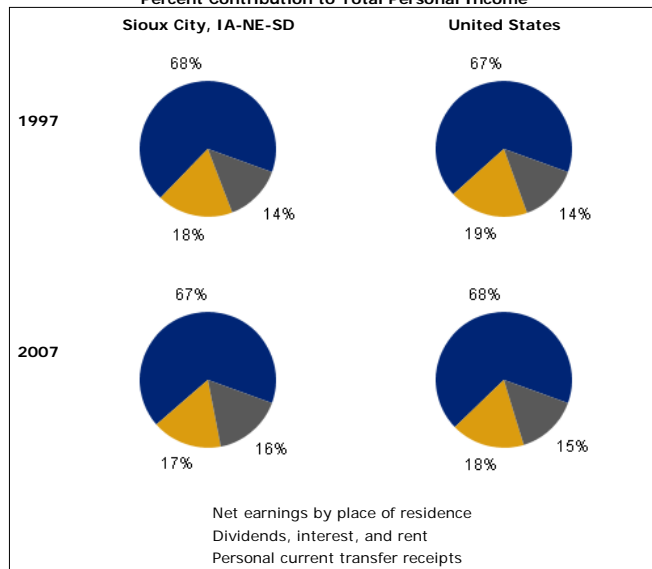
In 2007 Sioux City had a total personal income (TPI) of \$4,575,491\*. This TPI ranked 258th in the United States. In 1997 the TPI of Sioux City was \$3,284,573\* and ranked 235th in the United States.

\* Note: Total personal income estimates are in thousands of dollars, not adjusted for inflation.

#### COMPONENTS OF TOTAL PERSONAL INCOME

Total personal income includes net earnings by place of residence; dividends, interest, and rent; and personal current transfer receipts received by the residents of Sioux City.

Percent Contribution to Total Personal Income



#### 2006-2007 percent change

	Sioux City, IA-NE-SD	U.S.
Net earnings	8.2 %	5.0 %
Dividends, interest, and rent	10.2 %	9.2 %
Personal current transfer receipts	4.6 %	6.9 %

#### 1997-2007 average annual growth rate

	Sioux City, IA-NE-SD	U.S.
Net earnings	3.2 %	5.4 %
Dividends, interest, and rent	2.5 %	4.5 %
Personal current transfer receipts	5.3 %	6.1 %

Last updated: Friday, October 16, 2009

[Home](#) | [Contact Us](#) | [Policies](#) | [Accessibility](#) | [ESR System](#) | [RSS](#) | [Information Quality Guidelines](#) | [Data Dissemination Practices](#) | [Privacy Policy](#) | [USA.gov](#)  
 Bureau of Economic Analysis is an agency of the U.S. Department of Commerce.

