



## Bureau of Economic Analysis Regional Economic Accounts



Home About BEA National International **Regional** Industry Glossary FAQs  
 About Regional • Methodologies • Articles • Release Schedule • Staff Contacts • Email Subscriptions  
[Home](#) > [Regional Economic Accounts](#) > [Bearfacts\\_area\\_type\\_selection](#) > Bearfacts

### Bearfacts

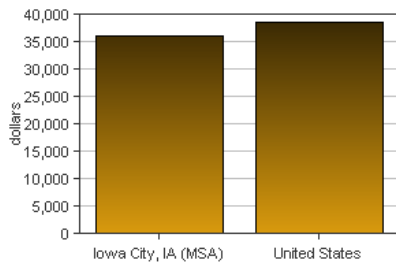
#### Iowa City, IA

Iowa City is one of 366 Metropolitan Statistical Areas (MSAs) in the nation. Its 2007 [population](#) of 146,690 ranked 261st in the nation.

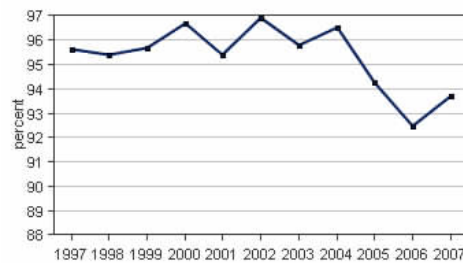
#### PER CAPITA PERSONAL INCOME

In 2007 Iowa City had a per capita personal income (PCPI) of \$36,164. This PCPI ranked 116th in the United States and was 94 percent of the national average, \$38,615. The 2007 PCPI reflected an increase of 6.2 percent from 2006. The 2006-2007 national change was 4.9 percent. In 1997 the PCPI of Iowa City was \$24,224 and ranked 122nd in the United States. The 1997-2007 average annual growth rate of PCPI was 4.1 percent. The average annual growth rate for the nation was 4.3 percent.

Per Capita Personal Income, 2007



Per Capita Income as a Percent of the United States, 2007



#### TOTAL PERSONAL INCOME

	2006-07 percent change	1997-2007 AAGR
Iowa City	8.0 %	5.6 %
U.S.	6.0 %	5.4 %

AAGR: average annual growth rate

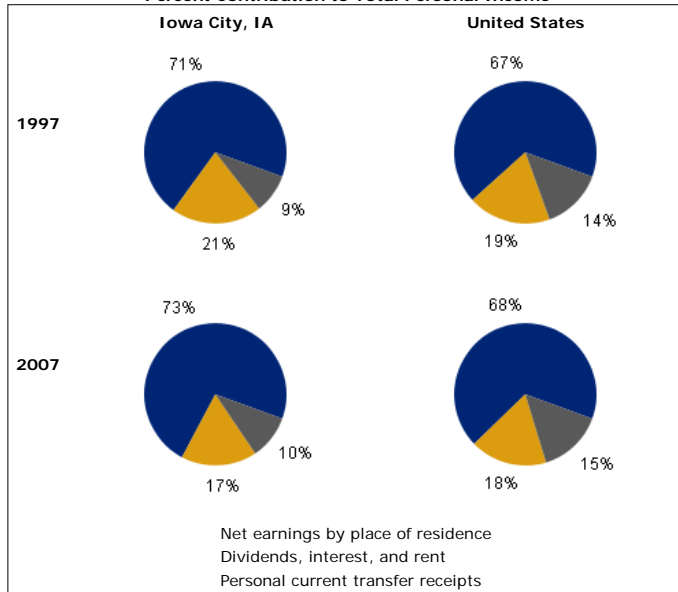
In 2007 Iowa City had a total personal income (TPI) of \$5,304,865\*. This TPI ranked 232nd in the United States. In 1997 the TPI of Iowa City was \$3,077,644\* and ranked 247th in the United States.

\* Note: Total personal income estimates are in thousands of dollars, not adjusted for inflation.

#### COMPONENTS OF TOTAL PERSONAL INCOME

Total personal income includes net earnings by place of residence; dividends, interest, and rent; and personal current transfer receipts received by the residents of Iowa City.

Percent Contribution to Total Personal Income



2006-2007 percent change

	Iowa City, IA	U.S.
Net earnings	7.4 %	5.0 %
Dividends, interest, and rent	11.2 %	9.2 %
Personal current transfer receipts	7.2 %	6.9 %

1997-2007 average annual growth rate

	Iowa City, IA	U.S.
Net earnings	5.9 %	5.4 %
Dividends, interest, and rent	3.7 %	4.5 %
Personal current transfer receipts	7.0 %	6.1 %

#### Search:

[Advanced](#) | [FAQ](#) | [A-Z Index](#)

#### Download:

[Download page to PDF](#)

[Iowa City component county list](#)

[Printable version](#)

#### Contacts:

GDP by State  
202.606.5340

[GDPbyState@bea.gov](mailto:GDPbyState@bea.gov)

Personal Income  
202.606.5360

[reis@bea.gov](mailto:reis@bea.gov)

#### Contacts:

Contact a subject matter expert by [phone](#) or by [email](#).

[Sign up](#) for e-mail notifications.  
[Download](#) the Acrobat Reader.

Last updated: Friday, October 16, 2009

