



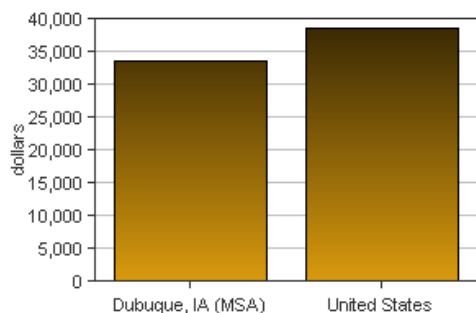
Dubuque (MSA)

Dubuque is one of 366 Metropolitan Statistical Areas (MSAs) in the nation. Its 2007 population of 92,296 ranked 351st in the nation.

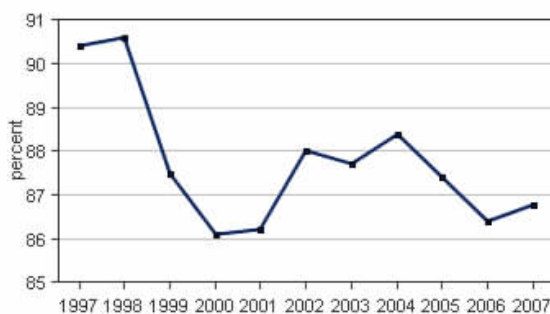
PER CAPITA PERSONAL INCOME

In 2007 Dubuque had a per capita personal income (PCPI) of \$33,505. This PCPI ranked 176th in the United States and was 87 percent of the national average, \$38,615. The 2007 PCPI reflected an increase of 5.3 percent from 2006. The 2006-2007 national change was 4.9 percent. In 1997 the PCPI of Dubuque was \$22,914 and ranked 164th in the United States. The 1997-2007 average annual growth rate of PCPI was 3.9 percent. The average annual growth rate for the nation was 4.3 percent.

Per Capita Personal Income, 2007



Per Capita Income as a Percent of the United States, 2007



TOTAL PERSONAL INCOME

	2006-07 percent change	1997-2007 AAGR
Dubuque	6.4 %	4.3 %
U.S.	6.0 %	5.4 %

AAGR: average annual growth rate

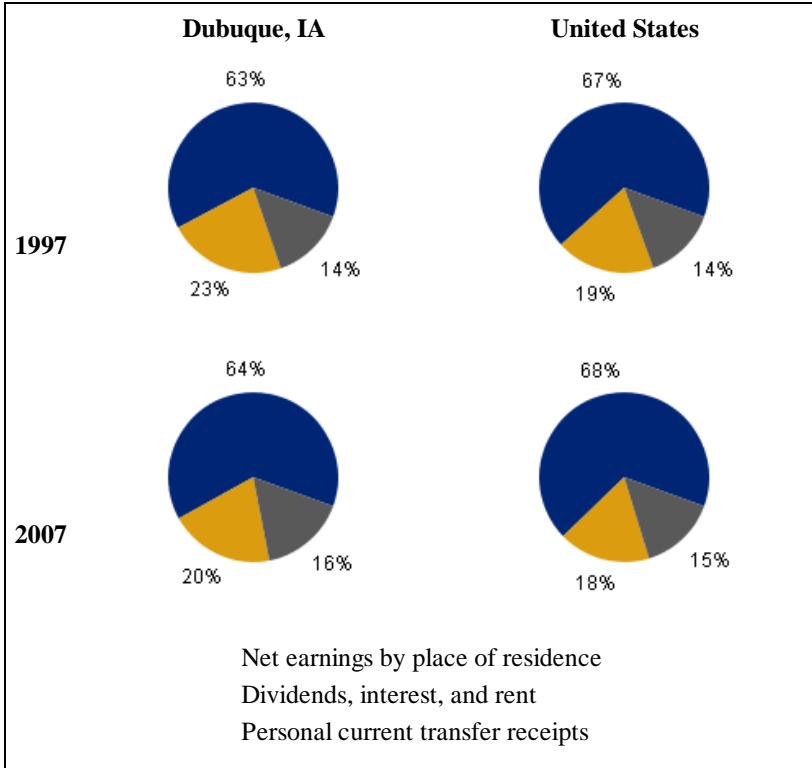
In 2007 Dubuque had a total personal income (TPI) of \$3,092,423*. This TPI ranked 342nd in the United States. In 1997 the TPI of Dubuque was \$2,039,283* and ranked 329th in the United States.

* *Note:* Total personal income estimates are in thousands of dollars, not adjusted for inflation.

COMPONENTS OF TOTAL PERSONAL INCOME

Total personal income includes net earnings by place of residence; dividends, interest, and rent; and personal current transfer receipts received by the residents of Dubuque.

Percent Contribution to Total Personal Income



2006-2007 percent change		
	Dubuque, IA	U.S.
Net earnings	5.7 %	5.0 %
Dividends, interest, and rent	9.2 %	9.2 %
Personal current transfer receipts	5.8 %	6.9 %

1997-2007 average annual growth rate		
	Dubuque, IA	U.S.
Net earnings	4.3 %	5.4 %
Dividends, interest, and rent	3.1 %	4.5 %
Personal current transfer receipts	5.8 %	6.1 %

