



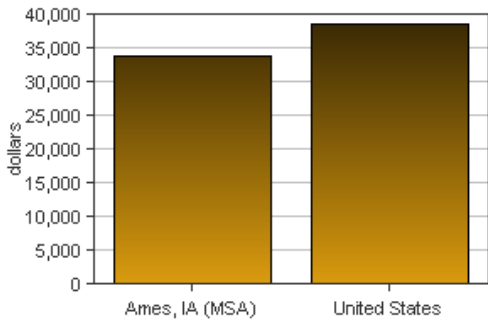
# Ames (MSA)

Ames is one of 366 Metropolitan Statistical Areas (MSAs) in the nation. Its 2007 population of 85,306 ranked 357th in the nation.

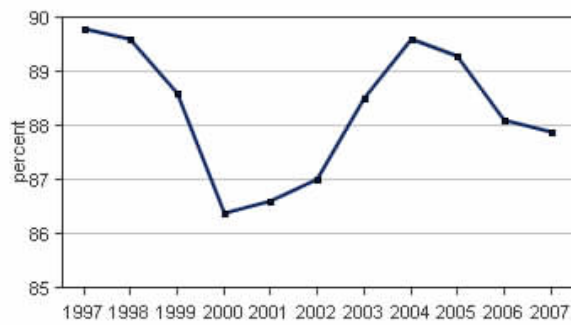
## PER CAPITA PERSONAL INCOME

In 2007 Ames had a per capita personal income (PCPI) of \$33,942. This PCPI ranked 167th in the United States and was 88 percent of the national average, \$38,615. The 2007 PCPI reflected an increase of 4.7 percent from 2006. The 2006-2007 national change was 4.9 percent. In 1997 the PCPI of Ames was \$22,761 and ranked 173rd in the United States. The 1997-2007 average annual growth rate of PCPI was 4.1 percent. The average annual growth rate for the nation was 4.3 percent.

**Per Capita Personal Income, 2007**



**Per Capita Income as a Percent of the United States, 2007**



## TOTAL PERSONAL INCOME

	2006-07 percent change	1997-2007 AAGR
Ames	7.0 %	5.0 %
U.S.	6.0 %	5.4 %

AAGR: average annual growth rate

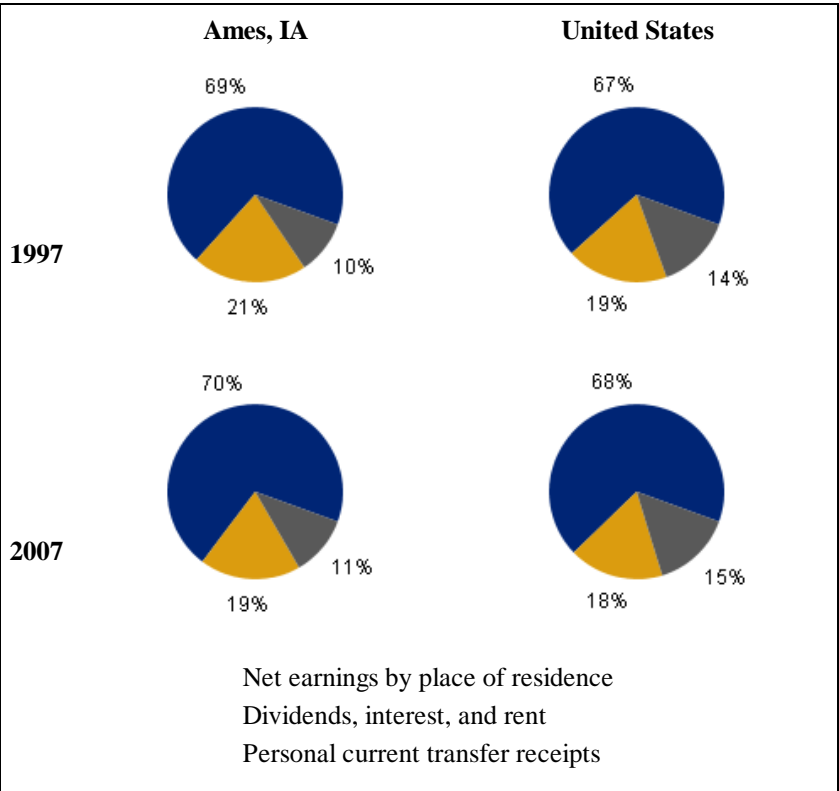
In 2007 Ames had a total personal income (TPI) of \$2,895,453\*. This TPI ranked 348th in the United States. In 1997 the TPI of Ames was \$1,771,563\* and ranked 355th in the United States.

\*Note: Total personal income estimates are in thousands of dollars, not adjusted for inflation.

## COMPONENTS OF TOTAL PERSONAL INCOME

Total personal income includes net earnings by place of residence; dividends, interest, and rent; and personal current transfer receipts received by the residents of Ames.

**Percent Contribution to Total Personal Income**



2006-2007 percent change		
	Ames, IA	U.S.
Net earnings	5.9 %	5.0 %
Dividends, interest, and rent	11.7 %	9.2 %
Personal current transfer receipts	6.6 %	6.9 %

1997-2007 average annual growth rate		
	Ames, IA	U.S.
Net earnings	5.3 %	5.4 %
Dividends, interest, and rent	3.7 %	4.5 %
Personal current transfer receipts	6.1 %	6.1 %

