

Profile of Child Well-Being in Shelby County



Population Profile

The population 17 years of age or younger in Shelby County in 2000 was 3,477, a decrease of 3 percent since 1990. According to projections, the youth population will decline to 2,250 by 2020.

In Shelby County, youth accounted for 26.4 percent of the total population in 2000 compared to 25.1 percent statewide. Minority youth in the county numbered 107 in 2000 and are projected to decrease to 89 by 2020.

1. Population 17 Years or Younger

	Shelby County			
	1990	2000	2010*	2020*
Total population	13,230	13,173	12,457	12,248
Percent 17 or younger	27.1	26.4	20.1	18.4
Population 17 or younger	3,586	3,477	2,498	2,250
0 to 4 years	889	773	605	575
5 to 9 years	1,065	948	645	619
10 to 14 years	1,034	1,050	727	648
15 to 17 years	598	706	521	408
Minority^ Population 17 or younger	n/a	107	91	89
0 to 4 years	n/a	39	31	23
5 to 9 years	n/a	21	21	20
10 to 14 years	n/a	30	18	26
15 to 17 years	n/a	17	21	20
Female Population 17 or younger	1,742	1,710	1,240	1,164
0 to 4 years	416	384	299	282
5 to 9 years	509	500	307	288
10 to 14 years	502	485	314	293
15 to 17 years	315	341	320	301
Male Population 17 or younger	1,844	1,767	1,239	1,183
0 to 4 years	473	389	306	293
5 to 9 years	556	448	310	294
10 to 14 years	532	565	311	297
15 to 17 years	283	365	312	299

^ Minority includes all persons except white non-Hispanics.

Source: U.S. Bureau of the Census, Summary File 1, *Projections by Woods & Poole Economics, Inc., 2005

Data and support for this profile provided by:

Office of Social and Economic
Trend Analysis (SETA)
Iowa State University
www.seta.iastate.edu
e-mail: seta@iastate.edu

Michael Crawford
Iowa Kids Count
Child and Family Policy Center
Des Moines, Iowa
www.cfpciowa.org/ipkc.shtml
e-mail: mccrawford@cfpciowa.org
phone: (515) 280-9027

Beth Henning
State Data Center
State Library of Iowa
Des Moines, Iowa
www.iowadatacenter.org
e-mail:
beth.henning@lib.state.ia.us
phone: (515) 281-4350

Health Profile

As the number of total births in Shelby County dropped from 2000 to 2004, the number of births to teens decreased by 5. In 2000, births to teens accounted for 9.3 percent of total births in the county compared to 7.8 percent in 2004.


Teen parenting is used as a predictor of future economic hardship for both parents and children. Teen parents are often less able to provide positive, safe and caring environments, or family stability.

In Shelby County, 7.8 percent of total births in 2004 were low birthweight compared to 7.0 percent statewide.

Low birthweight (less than 5.5 pounds or 2,500 grams) can be an indicator of mothers not receiving adequate prenatal care and is often a good predictor of future health and developmental complications.

Early and ongoing prenatal care increases the chances of delivering healthy, full-term, and normal weight babies. Rates are per 1,000 live births.

For the period from 2002 to 2003, the rate of mothers in Shelby County receiving prenatal care during the first trimester of their pregnancy was 900 compared to 886.2 statewide.



2. Births to Teens, Low Birthweight Births, Pre-natal Care, and Immunizations

Year	Births to Teens		Low Birthweight Births		1st Trimester Prenatal Care		Full Immunizations*	
	Shelby County	State	Shelby County	State	Shelby County	State	Shelby County	State
	% of total births	% of total births	% of total births	% of total births	rate (per 1,000 live births)	rate (per 1,000 live births)	% fully immunized	% fully immunized
2000	14	9.3	12	8.0	6.1	---	86.0	86
2001	7	6.2	9	8.0	6.4	895.6	90.0	88
2002	12	7.6	15	9.6	6.6	n/a	89.0	85
2003	8	6.5	8	6.5	6.6	900.0	95.0	89
2004	9	7.8	9	7.8	7.0	n/a	96.0	90

Source: Iowa Department of Public Health

* NOTE: Immunization data reflect only one site per county so should be interpreted with caution.

In Shelby County in 2004, 96 percent of children 24 months of age were reported to be fully immunized compared to 86 percent in 2000. Percentages for the state were 89 in 2004 and 84 in 2000.

Fully immunized = 4 DTP/DTaP, 3 Polio, 1 MMR, 3 Hib, 3 Hep. B by 24 months of age.

Infant mortality is considered one of the best overall measures of health care accessibility and quality in that it measures the health of the most vulnerable in a given population. The infant mortality rate is the number of infants who die before their first birthday per 1,000 live births.

In Shelby County, the infant mortality rate from 2002 to 2004 was 2.5, lower than the county rate of 1999-2001 and lower than the statewide rate of 5.3 in the 2002-2004 period.

NOTE: Due to the relatively low number of births, infant deaths, and child deaths per year in many of Iowa's counties, users are encouraged to use 3-5 year averages for comparative purposes. These are presented in Tables 3 and 4.



3. Infant Mortality

Year	Shelby County		State	
	n	rate	n	rate
1996-1998	5	12.6	6.6	6.6
1999-2001	4	9.2	5.9	5.9
2002-2004	1	2.5	5.3	5.3

Source: Iowa Department of Public Health


From 2002 to 2004, the child death rate in Shelby County was 0.0 compared to the state's rate of 0.2

Child deaths include deaths to all children ages 1 to 14. Child death rates are the number of deaths in this population per 1,000 total population age 1 to 14.

4. Child Death Rates

Year	Shelby County		State	
	n	rate	n	rate
2002-2004	0	0.0	0.2	0.2

Source: Iowa Department of Public Health



Education Profile

In Shelby County, 21 children were enrolled in Pre-Kindergarten during the 2004-05 school year. This was a 2 child increase from 2001-02.

Pre-Kindergarten students often demonstrate stronger early reading and math skills than non PK students.

5. Pre-Kindergarten Enrollment

	Shelby County	State
2001-2002	19	5,714
2002-2003	23	5,949
2003-2004	42	6,907
2004-2005	21	6,108

Source: Iowa Department of Education

The Harrison, Monona & Shelby County Empowerment Area reported at least 25.3 percent of its kindergartners consistently displaying school-ready behaviors in the five areas. Statewide at least 33.7 percent of kindergarten students were reported as school ready.

"School readiness" is the result of kindergarten teachers being asked to assess their students in 5 areas: communication skills, cognitive skills, self-management skills, motor skills, and social-emotional development. Teachers report the degree to which behaviors within these five areas are observable ranging from "rarely" to "consistently".

6. School Readiness*, 2003-2004

	Empowerment Area		State
	n	rate	
Motor Skills ¹	47.8	46.1	
Communication Skills ²	25.3	33.7	
Cognitive Skills ³	37.5	41.8	
Social/Emotional Dev. ⁴	51.0	47.0	
Self-Management Skills ⁵	27.6	41.2	

* Percent reported "consistently observed"

Source: Iowa Department of Education

- ¹ Include coordination and balance, using scissors, etc.
- ² Include the ability to ask and answer questions, communicate needs, etc.
- ³ Include using a variety of words to describe a shape or color, ability to sort objects into categories, etc.
- ⁴ Includes ability to build relationships with adults and peers, express emotions and feelings, etc.
- ⁵ Includes ability to follow classroom rules and routines, take responsibility for personal belongings, etc.

Economic Profile

During the 2004-05 school year, 24.6 percent of K-12 students in Shelby County were eligible for free or reduced-price school compared to 28.3 percent in 2001-02. Statewide a total of 148,759 students (31.1%) were eligible for free or reduced price meals.

Because eligibility for free and reduced-price school meals is an annual measure, it is a good indicator of the economic well-being of children in a community. Families with incomes 135% or less of the federal poverty threshold are eligible for free meals, those with incomes 136% to 180% of poverty are eligible for reduced-price meals.

7. Eligibility for Free or Reduced-Price School Meals

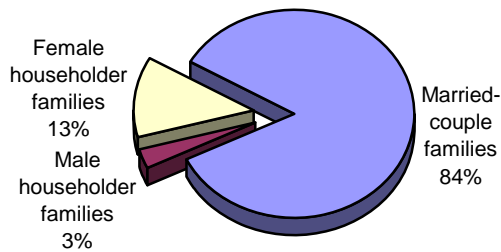
	Number Eligible for Free Meals		Number Eligible for Reduced-Price Meals		Percentage Eligible for Free or Reduced Price Meals	
	Shelby County	State	Shelby County	State	Shelby County	State
2001-02	410	93,062	260	36,492	28.3	26.7
2002-03	444	100,544	236	36,870	28.4	28.5
2003-04	443	107,324	232	36,907	28.3	30.0
2004-05	303	111,390	168	37,369	24.6	31.1

Source: Iowa Department of Education

Family Living Profile

While the majority of the 3,361 children under 18 years of age in Shelby County in 2000 resided in a two-parent family, 15.5 percent lived in a family headed by a single parent.

Children by Family Type, 2000



Source: Census 2000, SF1, US Bureau of the Census

In Shelby County, 82.0 percent of children under 6 living in a family or subfamily had all parents in the labor force compared to 71.4 percent statewide. All parents includes both parents in a married-couple family and the parent in a male- or female-headed family.

Safety Profile

The number of confirmed cases of child abuse or neglect in Shelby County in 2004 was 30, a decrease of -11 since 2000.

9. Confirmed Cases of Child Abuse and Neglect

	Shelby County	State
2000	41	10,821
2001	35	12,793
2002	<6	12,292
2003	18	14,936
2004	30	14,499

Source: Iowa Department of Human Services

In 2004, Shelby County reported 1,771 Group A and 154 Group B arrests per 100,000 juveniles compared to rates of 1,687 and 1,199, respectively, for the state.

Source and further details available @ http://www.dps.state.ia.us/documents_repository/DPS/2004/iacrime/iacrime.htm

Juvenile arrests are reported in 2 groups, Group A offenses include such crimes as murder, rape, burglary and drug violations while Group B offenses include curfew, drunkenness and runaways.

8. Employment Status of Parents with Young Children, 2000

	Shelby County		State
	n	%	%
Total Own Children in Families			
Under 6 years:	916		
Living with 2 parents	771		
Both parents in labor force	624	80.9	69.2
Living with father only	34		
Father in labor force	28	82.4	88.8
Living with mother only	111		
Mother in labor force	99	89.2	75.9

Source: Census 2000, SF3, US Bureau of the Census