


# Profile of Child Well-Being in Muscatine County



## Population Profile

The population 17 years of age or younger in Muscatine County in 2000 was 11,219, an increase of 0.7 percent since 1990. According to projections, the youth population will decline to 11,187 by 2020.

In Muscatine County, youth accounted for 26.9 percent of the total population in 2000 compared to 25.1 percent statewide. Minority youth in the county numbered 2,454 in 2000 and are projected to increase to 3,346 by 2020.

### 1. Population 17 Years or Younger

	Muscatine County			
	1990	2000	2010*	2020*
Total population	39,907	41,722	43,057	44,811
Percent 17 or younger	27.9	26.9	24.7	25.0
Population 17 or younger	11,140	11,219	10,624	11,187
0 to 4 years	2,942	2,888	3,031	3,152
5 to 9 years	3,240	3,219	3,021	3,131
10 to 14 years	3,186	3,127	2,855	3,096
15 to 17 years	1,772	1,985	1,717	1,808
Minority^ Population 17 or younger	n/a	2,454	2,745	3,346
0 to 4 years	n/a	748	678	865
5 to 9 years	n/a	728	525	677
10 to 14 years	n/a	602	821	944
15 to 17 years	n/a	376	721	860
Female Population 17 or younger	5,427	5,407	5,925	6,127
0 to 4 years	1,413	1,423	1,480	1,533
5 to 9 years	1,554	1,544	1,480	1,533
10 to 14 years	1,593	1,485	1,482	1,531
15 to 17 years	867	955	1,483	1,530
Male Population 17 or younger	5,713	5,812	6,164	6,438
0 to 4 years	1,529	1,465	1,551	1,619
5 to 9 years	1,686	1,675	1,540	1,611
10 to 14 years	1,593	1,642	1,538	1,606
15 to 17 years	905	1,030	1,535	1,602

^ Minority includes all persons except white non-Hispanics.

Source: U.S. Bureau of the Census, Summary File 1, \*Projections by Woods & Poole Economics, Inc., 2005

Data and support for this profile provided by:

Office of Social and Economic  
Trend Analysis (SETA)

Iowa State University  
www.seta.iastate.edu  
e-mail: seta@iastate.edu

Michael Crawford  
Iowa Kids Count  
Child and Family Policy Center  
Des Moines, Iowa  
www.cfpciowa.org/ipkc.shtml  
e-mail: mcrawford@cfpciowa.org  
phone: (515) 280-9027

Beth Henning  
State Data Center  
State Library of Iowa  
Des Moines, Iowa  
www.iowadatacenter.org  
e-mail:

beth.henning@lib.state.ia.us  
phone: (515) 281-4350

## Health Profile

As the number of total births in Muscatine County dropped from 2000 to 2004, the number of births to teens decreased by 35. In 2000, births to teens accounted for 16.0 percent of total births in the county compared to 11.4 percent in 2004.


*Teen parenting is used as a predictor of future economic hardship for both parents and children. Teen parents are often less able to provide positive, safe and caring environments, or family stability.*

In Muscatine County, 4.9 percent of total births in 2004 were low birthweight compared to 7.0 percent statewide.

*Low birthweight (less than 5.5 pounds or 2,500 grams) can be an indicator of mothers not receiving adequate prenatal care and is often a good predictor of future health and developmental complications.*

*Early and ongoing prenatal care increases the chances of delivering healthy, full-term, and normal weight babies. Rates are per 1,000 live births.*

For the period from 2002 to 2003, the rate of mothers in Muscatine County receiving prenatal care during the first trimester of their pregnancy was 892.3 compared to 886.2 statewide.



### 2. Births to Teens, Low Birthweight Births, Pre-natal Care, and Immunizations

Year	Births to Teens		Low Birthweight Births		1st Trimester Prenatal Care		Full Immunizations*	
	Muscatine County	State	Muscatine County	State	Muscatine County	State	Muscatine County	State
	% of total births	% of total births	% of total births	% of total births	rate (per 1,000 live births)	rate (per 1,000 live births)	% fully immunized	% fully immunized
2000	102	16.0	27	4.2	---	---	68.0	86
2001	97	14.9	35	5.4	888.3	869.8	78.0	88
2002	69	10.9	40	6.3	n/a	n/a	88.0	85
2003	79	12.9	34	5.5	892.3	886.2	96.0	89
2004	67	11.4	29	4.9	n/a	n/a	99.0	90

Source: Iowa Department of Public Health

\* NOTE: Immunization data reflect only one site per county so should be interpreted with caution.

In Muscatine County in 2004, 99 percent of children 24 months of age were reported to be fully immunized compared to 68 percent in 2000. Percentages for the state were 89 in 2004 and 84 in 2000.

*Fully immunized = 4 DTP/DTaP, 3 Polio, 1 MMR, 3 Hib, 3 Hep. B by 24 months of age.*

*Infant mortality is considered one of the best overall measures of health care accessibility and quality in that it measures the health of the most vulnerable in a given population. The infant mortality rate is the number of infants who die before their first birthday per 1,000 live births.*

In Muscatine County, the infant mortality rate from 2002 to 2004 was 3.2, higher than the county rate of 1999-2001 and lower than the statewide rate of 5.3 in the 2002-2004 period.

**NOTE:** Due to the relatively low number of births, infant deaths, and child deaths per year in many of Iowa's counties, users are encouraged to use 3-5 year averages for comparative purposes. These are presented in Tables 3 and 4.



### 3. Infant Mortality

Year	Muscatine County		State	
	n	rate	n	rate
1996-1998	5	2.8	6.6	6.6
1999-2001	4	2.1	5.9	5.9
2002-2004	6	3.2	5.3	5.3

Source: Iowa Department of Public Health


From 2002 to 2004, the child death rate in Muscatine County was 0.3 compared to the state's rate of 0.2

*Child deaths include deaths to all children ages 1 to 14. Child death rates are the number of deaths in this population per 1,000 total population age 1 to 14.*

### 4. Child Death Rates

Year	Muscatine County		State	
	n	rate	n	rate
2002-2004	7	0.3	0.2	0.2

Source: Iowa Department of Public Health



### Education Profile

In Muscatine County, 105 children were enrolled in Pre-Kindergarten during the 2004-05 school year. This was a 12 child decrease from 2001-02.

*Pre-Kindergarten students often demonstrate stronger early reading and math skills than non PK students.*

### 5. Pre-Kindergarten Enrollment

	Muscatine County	State
2001-2002	117	5,714
2002-2003	131	5,949
2003-2004	122	6,907
2004-2005	105	6,108

Source: Iowa Department of Education

The Muscatine County Empowerment Area reported at least 26.2 percent of its kindergartners consistently displaying school-ready behaviors in the five areas. Statewide at least 33.7 percent of kindergarten students were reported as school ready.

*"School readiness" is the result of kindergarten teachers being asked to assess their students in 5 areas: communication skills, cognitive skills, self-management skills, motor skills, and social-emotional development. Teachers report the degree to which behaviors within these five areas are observable ranging from "rarely" to "consistently".*

### 6. School Readiness\*, 2003-2004

	Empowerment Area		State
	n	rate	
Motor Skills <sup>1</sup>	39.6	46.1	
Communication Skills <sup>2</sup>	26.2	33.7	
Cognitive Skills <sup>3</sup>	28.8	41.8	
Social/Emotional Dev. <sup>4</sup>	30.7	47.0	
Self-Management Skills <sup>5</sup>	26.8	41.2	

\* Percent reported "consistently observed"

Source: Iowa Department of Education

- <sup>1</sup> Include coordination and balance, using scissors, etc.
- <sup>2</sup> Include the ability to ask and answer questions, communicate needs, etc.
- <sup>3</sup> Include using a variety of words to describe a shape or color, ability to sort objects into categories, etc.
- <sup>4</sup> Includes ability to build relationships with adults and peers, express emotions and feelings, etc.
- <sup>5</sup> Includes ability to follow classroom rules and routines, take responsibility for personal belongings, etc.

### Economic Profile

During the 2004-05 school year, 35.8 percent of K-12 students in Muscatine County were eligible for free or reduced-price school compared to 28.5 percent in 2001-02. Statewide a total of 148,759 students (31.1%) were eligible for free or reduced price meals.

*Because eligibility for free and reduced-price school meals is an annual measure, it is a good indicator of the economic well-being of children in a community. Families with incomes 135% or less of the federal poverty threshold are eligible for free meals, those with incomes 136% to 180% of poverty are eligible for reduced-price meals.*

**7. Eligibility for Free or Reduced-Price School Meals**

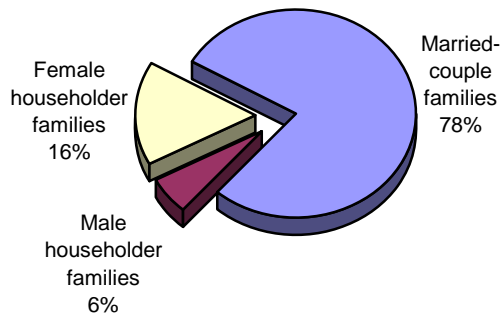
	Number Eligible for Free Meals		Number Eligible for Reduced-Price Meals		Percentage Eligible for Free or Reduced Price Meals	
	Muscatine County		Muscatine County		Muscatine County	
		State		State		State
2001-02	1,624	93,062	534	36,492	28.5	26.7
2002-03	1,677	100,544	521	36,870	29.1	28.5
2003-04	1,887	107,324	524	36,907	32.9	30.0
2004-05	2,152	111,390	527	37,369	35.8	31.1

Source: Iowa Department of Education

**Family Living Profile**

While the majority of the 10,282 children under 18 years of age in Muscatine County in 2000 resided in a two-parent family, 22 percent lived in a family headed by a single parent.

**Children by Family Type, 2000**



Source: Census 2000, SF1, US Bureau of the Census

In Muscatine County, 65.0 percent of children under 6 living in a family or subfamily had all parents in the labor force compared to 71.4 percent statewide. All parents includes both parents in a married-couple family and the parent in a male- or female-headed family.

**Safety Profile**

The number of confirmed cases of child abuse or neglect in Muscatine County in 2004 was 366, an increase of 116 since 2000.

**9. Confirmed Cases of Child Abuse and Neglect**

	Muscatine County	State
2000	250	10,821
2001	433	12,793
2002	407	12,292
2003	343	14,936
2004	366	14,499

Source: Iowa Department of Human Services

In 2004, Muscatine County reported 2,662 Group A and 2,227 Group B arrests per 100,000 juveniles compared to rates of 1,687 and 1,199, respectively, for the state.

Source and further details available @ [http://www.dps.state.ia.us/documents\\_repository/DPS/2004/iacrime/iacrime.htm](http://www.dps.state.ia.us/documents_repository/DPS/2004/iacrime/iacrime.htm)

Juvenile arrests are reported in 2 groups, Group A offenses include such crimes as murder, rape, burglary and drug violations while Group B offenses include curfew, drunkenness and runaways.

**8. Employment Status of Parents with Young Children, 2000**

	Muscatine County		State
	n	%	%
Total Own Children in Families			
Under 6 years:	3,219		
Living with 2 parents	2,323		
Both parents in labor force	1,381	59.4	69.2
Living with father only	254		
Father in labor force	233	91.7	88.8
Living with mother only	642		
Mother in labor force	477	74.3	75.9

Source: Census 2000, SF3, US Bureau of the Census