



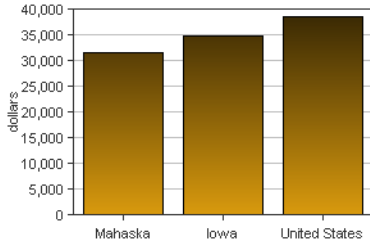
Mahaska, Iowa

Mahaska is one of 99 counties in Iowa. It is part of the Oskaloosa, IA Micropolitan SA. Its 2007 population of 22,253 ranked 27th in the state.

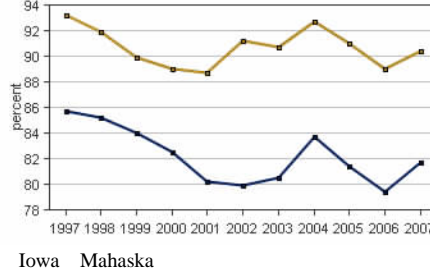
PER CAPITA PERSONAL INCOME

In 2007 Mahaska had a per capita personal income (PCPI) of \$31,533. This PCPI ranked 65th in the state and was 90 percent of the state average, \$34,916, and 82 percent of the national average, \$38,615. The 2007 PCPI reflected an increase of 7.9 percent from 2006. The 2006-2007 state change was 6.6 percent and the national change was 4.9 percent. In 1997 the PCPI of Mahaska was \$21,729 and ranked 67th in the state. The 1997-2007 average annual growth rate of PCPI was 3.8 percent. The average annual growth rate for the state was 4.0 percent and for the nation was 4.3 percent.

Per Capita Personal Income, 2007



Per Capita Income as a Percent of the United States, 2007



TOTAL PERSONAL INCOME

	2006-07 percent change	1997-2007 AAGR
Mahaska	8.4 %	3.9 %
Iowa	7.2 %	4.3 %
U.S.	6.0 %	5.4 %

AAGR: average annual growth rate

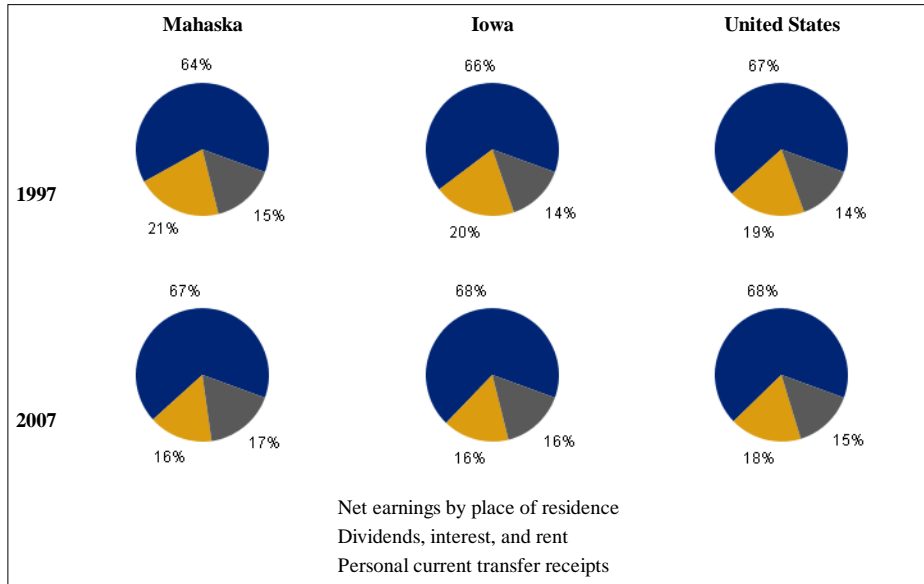
In 2007 Mahaska had a total personal income (TPI) of \$701,704*. This TPI ranked 30th in the state and accounted for 0.7 percent of the state total. In 1997 the TPI of Mahaska was \$480,779* and ranked 29th in the state.

*Note: Total personal income estimates are in thousands of dollars, not adjusted for inflation.

COMPONENTS OF TOTAL PERSONAL INCOME

Total personal income includes net earnings by place of residence; dividends, interest, and rent; and personal current transfer receipts received by the residents of Mahaska.

Percent Contribution to Total Personal Income



	2006-2007 percent change		
	Mahaska	Iowa	U.S.
Net earnings	9.4 %	7.3 %	5.0 %
Dividends, interest, and rent	8.6 %	9.5 %	9.2 %
Personal current transfer receipts	4.3 %	4.8 %	6.9 %

	1997-2007 average annual growth rate		
	Mahaska	Iowa	U.S.
Net earnings	4.4 %	4.7 %	5.4 %
Dividends, interest, and rent	0.8 %	2.0 %	4.5 %
Personal current transfer receipts	4.9 %	5.5 %	6.1 %