

Profile of Child Well-Being in Mahaska County



Population Profile

The population 17 years of age or younger in Mahaska County in 2000 was 5,742, an increase of 2.1 percent since 1990. According to projections, the youth population will decline to 5,258 by 2020.

In Mahaska County, youth accounted for 25.7 percent of the total population in 2000 compared to 25.1 percent statewide. Minority youth in the county numbered 268 in 2000 and are projected to increase to 273 by 2020.

1. Population 17 Years or Younger

	Mahaska County			
	1990	2000	2010*	2020*
Total population	21,522	22,335	22,352	22,680
Percent 17 or younger	26.1	25.7	22.9	23.2
Population 17 or younger	5,624	5,742	5,123	5,258
0 to 4 years	1,538	1,482	1,451	1,484
5 to 9 years	1,602	1,565	1,433	1,473
10 to 14 years	1,610	1,645	1,349	1,423
15 to 17 years	874	1,050	890	878
Minority^ Population 17 or younger	n/a	268	203	273
0 to 4 years	n/a	77	53	71
5 to 9 years	n/a	74	45	68
10 to 14 years	n/a	72	55	73
15 to 17 years	n/a	45	50	61
Female Population 17 or younger	2,718	2,793	2,833	2,898
0 to 4 years	742	729	713	728
5 to 9 years	758	755	709	725
10 to 14 years	785	802	706	723
15 to 17 years	433	507	705	722
Male Population 17 or younger	2,906	2,949	2,950	3,035
0 to 4 years	796	753	738	756
5 to 9 years	844	810	735	755
10 to 14 years	825	843	738	760
15 to 17 years	441	543	739	764

^ Minority includes all persons except white non-Hispanics.

Source: U.S. Bureau of the Census, Summary File 1, *Projections by Woods & Poole Economics, Inc., 2005

Data and support for this profile provided by:

Office of Social and Economic
Trend Analysis (SETA)

Iowa State University
www.seta.iastate.edu
e-mail: seta@iastate.edu

Michael Crawford
Iowa Kids Count
Child and Family Policy Center
Des Moines, Iowa
www.cfpciowa.org/ipkc.shtml
e-mail: mcrawford@cfpciowa.org
phone: (515) 280-9027

Beth Henning
State Data Center
State Library of Iowa
Des Moines, Iowa
www.iowadatacenter.org
e-mail:

beth.henning@lib.state.ia.us
phone: (515) 281-4350

Health Profile

As the number of total births in Mahaska County dropped from 2000 to 2004, the number of births to teens decreased by 13. In 2000, births to teens accounted for 13.8 percent of total births in the county compared to 9.7 percent in 2004.


Teen parenting is used as a predictor of future economic hardship for both parents and children. Teen parents are often less able to provide positive, safe and caring environments, or family stability.

In Mahaska County, 9.3 percent of total births in 2004 were low birthweight compared to 7.0 percent statewide.

Low birthweight (less than 5.5 pounds or 2,500 grams) can be an indicator of mothers not receiving adequate prenatal care and is often a good predictor of future health and developmental complications.

Early and ongoing prenatal care increases the chances of delivering healthy, full-term, and normal weight babies. Rates are per 1,000 live births.

For the period from 2002 to 2003, the rate of mothers in Mahaska County receiving prenatal care during the first trimester of their pregnancy was 894.5 compared to 886.2 statewide.



2. Births to Teens, Low Birthweight Births, Pre-natal Care, and Immunizations

Year	Births to Teens		Low Birthweight Births		1st Trimester Prenatal Care		Full Immunizations*	
	Mahaska County	State	Mahaska County	State	Mahaska County	State	Mahaska County	State
	% of total births	% of total births	rate (per 1,000 live births)	rate (per 1,000 live births)	rate (per 1,000 live births)	% fully immunized	% fully immunized	% fully immunized
2000	39	13.8	10.0	6.1	---	48.0	86	86
2001	43	14.5	9.6	6.4	875.5	93.0	88	88
2002	24	9.6	9.0	6.6	n/a	72.0	85	85
2003	32	11.4	8.7	6.6	894.5	92.0	89	89
2004	26	9.7	8.5	7.0	n/a	70.0	90	90

Source: Iowa Department of Public Health

* NOTE: Immunization data reflect only one site per county so should be interpreted with caution.

In Mahaska County in 2004, 70 percent of children 24 months of age were reported to be fully immunized compared to 48 percent in 2000. Percentages for the state were 89 in 2004 and 84 in 2000.

Fully immunized = 4 DTP/DTaP, 3 Polio, 1 MMR, 3 Hib, 3 Hep. B by 24 months of age.

Infant mortality is considered one of the best overall measures of health care accessibility and quality in that it measures the health of the most vulnerable in a given population. The infant mortality rate is the number of infants who die before their first birthday per 1,000 live births.

In Mahaska County, the infant mortality rate from 2002 to 2004 was 4.8, lower than the county rate of 1999-2001 and lower than the statewide rate of 5.3 in the 2002-2004 period.

NOTE: Due to the relatively low number of births, infant deaths, and child deaths per year in many of Iowa's counties, users are encouraged to use 3-5 year averages for comparative purposes. These are presented in Tables 3 and 4.



3. Infant Mortality

Year	Mahaska County		State	
	n	rate	n	rate
1996-1998	3	3.7	3	6.6
1999-2001	13	15.0	5.9	
2002-2004	4	4.8	5.3	

Source: Iowa Department of Public Health


From 2002 to 2004, the child death rate in Mahaska County was 0.5 compared to the state's rate of 0.2

Child deaths include deaths to all children ages 1 to 14. Child death rates are the number of deaths in this population per 1,000 total population age 1 to 14.

4. Child Death Rates

Year	Mahaska County		State	
	n	rate	n	rate
2002-2004	7	0.5	0.2	

Source: Iowa Department of Public Health



Education Profile

In Mahaska County, 22 children were enrolled in Pre-Kindergarten during the 2004-05 school year. This was a 10 child increase from 2001-02.

Pre-Kindergarten students often demonstrate stronger early reading and math skills than non PK students.

5. Pre-Kindergarten Enrollment

	Mahaska County	State
2001-2002	12	5,714
2002-2003	24	5,949
2003-2004	20	6,907
2004-2005	22	6,108

Source: Iowa Department of Education

The Mahaska-Wapello County Empowerment Area reported at least 36.3 percent of its kindergartners consistently displaying school-ready behaviors in the five areas. Statewide at least 33.7 percent of kindergarten students were reported as school ready.

"School readiness" is the result of kindergarten teachers being asked to assess their students in 5 areas: communication skills, cognitive skills, self-management skills, motor skills, and social-emotional development. Teachers report the degree to which behaviors within these five areas are observable ranging from "rarely" to "consistently".

6. School Readiness*, 2003-2004

	Empowerment Area		State
	n	rate	
Motor Skills ¹	46.0	46.1	
Communication Skills ²	36.3	33.7	
Cognitive Skills ³	47.5	41.8	
Social/Emotional Dev. ⁴	57.0	47.0	
Self-Management Skills ⁵	50.7	41.2	

* Percent reported "consistently observed"

Source: Iowa Department of Education

- ¹ Include coordination and balance, using scissors, etc.
- ² Include the ability to ask and answer questions, communicate needs, etc.
- ³ Include using a variety of words to describe a shape or color, ability to sort objects into categories, etc.
- ⁴ Includes ability to build relationships with adults and peers, express emotions and feelings, etc.
- ⁵ Includes ability to follow classroom rules and routines, take responsibility for personal belongings, etc.

Economic Profile

During the 2004-05 school year, 33.9 percent of K-12 students in Mahaska County were eligible for free or reduced-price school compared to 29.0 percent in 2001-02. Statewide a total of 148,759 students (31.1%) were eligible for free or reduced price meals.

Because eligibility for free and reduced-price school meals is an annual measure, it is a good indicator of the economic well-being of children in a community. Families with incomes 135% or less of the federal poverty threshold are eligible for free meals, those with incomes 136% to 180% of poverty are eligible for reduced-price meals.

7. Eligibility for Free or Reduced-Price School Meals

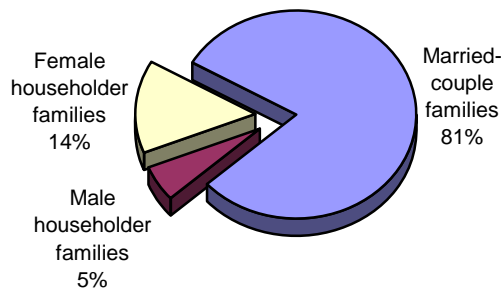
	Number Eligible for Free Meals		Number Eligible for Reduced-Price Meals		Percentage Eligible for Free or Reduced Price Meals	
	Mahaska County	State	Mahaska County	State	Mahaska County	State
2001-02	706	93,062	264	36,492	29.0	26.7
2002-03	711	100,544	259	36,870	30.1	28.5
2003-04	786	107,324	260	36,907	34.0	30.0
2004-05	808	111,390	218	37,369	33.9	31.1

Source: Iowa Department of Education

Family Living Profile

While the majority of the 5,430 children under 18 years of age in Mahaska County in 2000 resided in a two-parent family, 19.9 percent lived in a family headed by a single parent.

Children by Family Type, 2000



Source: Census 2000, SF1, US Bureau of the Census

In Mahaska County, 60.9 percent of children under 6 living in a family or subfamily had all parents in the labor force compared to 71.4 percent statewide. All parents includes both parents in a married-couple family and the parent in a male- or female-headed family.

Safety Profile

The number of confirmed cases of child abuse or neglect in Mahaska County in 2004 was 153, an increase of 55 since 2000.

9. Confirmed Cases of Child Abuse and Neglect

	Mahaska County	State
2000	98	10,821
2001	114	12,793
2002	117	12,292
2003	188	14,936
2004	153	14,499

Source: Iowa Department of Human Services

In 2004, Mahaska County reported 2,104 Group A and 1,026 Group B arrests per 100,000 juveniles compared to rates of 1,687 and 1,199, respectively, for the state.

Source and further details available @ http://www.dps.state.ia.us/documents_repository/DPS/2004/iacrime/iacrime.htm

Juvenile arrests are reported in 2 groups, Group A offenses include such crimes as murder, rape, burglary and drug violations while Group B offenses include curfew, drunkenness and runaways.

8. Employment Status of Parents with Young Children, 2000

	Mahaska County		State
	n	%	%
Total Own Children in Families			
Under 6 years:	1,748		
Living with 2 parents	1,338		
Both parents in labor force	823	61.5	69.2
Living with father only	93		
Father in labor force	65	69.9	88.8
Living with mother only	317		
Mother in labor force	177	55.8	75.9

Source: Census 2000, SF3, US Bureau of the Census