

Profile of Child Well-Being in Bremer County



Population Profile

The population 17 years of age or younger in Bremer County in 2000 was 5,627, a decrease of 2.3 percent since 1990. According to projections, the youth population will decline to 4,871 by 2020.

In Bremer County, youth accounted for 24.1 percent of the total population in 2000 compared to 25.1 percent statewide. Minority youth in the county numbered 175 in 2000 and are projected to increase to 263 by 2020.

1. Population 17 Years or Younger

	Bremer County			
	1990	2000	2010*	2020*
Total population	22,813	23,325	23,387	23,673
Percent 17 or younger	25.3	24.1	20.4	20.6
Population 17 or younger	5,762	5,627	4,782	4,871
0 to 4 years	1,378	1,291	1,253	1,305
5 to 9 years	1,669	1,532	1,273	1,350
10 to 14 years	1,717	1,673	1,263	1,348
15 to 17 years	998	1,131	993	868
Minority^ Population 17 or younger	n/a	175	133	263
0 to 4 years	n/a	60	41	79
5 to 9 years	n/a	36	34	68
10 to 14 years	n/a	43	40	64
15 to 17 years	n/a	36	18	52
Female Population 17 or younger	2,826	2,702	2,473	2,593
0 to 4 years	684	606	613	638
5 to 9 years	842	712	619	646
10 to 14 years	819	832	621	652
15 to 17 years	481	552	620	657
Male Population 17 or younger	2,936	2,925	2,564	2,686
0 to 4 years	694	685	640	667
5 to 9 years	827	820	640	669
10 to 14 years	898	841	640	672
15 to 17 years	517	579	644	678

^ Minority includes all persons except white non-Hispanics.

Source: U.S. Bureau of the Census, Summary File 1, *Projections by Woods & Poole Economics, Inc., 2005

Data and support for this profile provided by:

Office of Social and Economic
Trend Analysis (SETA)

Iowa State University
www.seta.iastate.edu
e-mail: seta@iastate.edu

Michael Crawford
Iowa Kids Count
Child and Family Policy Center
Des Moines, Iowa
www.cfpciowa.org/ipkc.shtml
e-mail: mcrawford@cfpciowa.org
phone: (515) 280-9027

Beth Henning
State Data Center
State Library of Iowa
Des Moines, Iowa
www.iowadatacenter.org
e-mail:

beth.henning@lib.state.ia.us
phone: (515) 281-4350

Health Profile

As the number of total births in Bremer County dropped from 2000 to 2004, the number of births to teens decreased by 1. In 2000, births to teens accounted for 6.4 percent of total births in the county compared to 6.5 percent in 2004.


Teen parenting is used as a predictor of future economic hardship for both parents and children. Teen parents are often less able to provide positive, safe and caring environments, or family stability.

In Bremer County, 4.3 percent of total births in 2004 were low birthweight compared to 7.0 percent statewide.

Low birthweight (less than 5.5 pounds or 2,500 grams) can be an indicator of mothers not receiving adequate prenatal care and is often a good predictor of future health and developmental complications.

Early and ongoing prenatal care increases the chances of delivering healthy, full-term, and normal weight babies. Rates are per 1,000 live births.

For the period from 2002 to 2003, the rate of mothers in Bremer County receiving prenatal care during the first trimester of their pregnancy was 963.8 compared to 886.2 statewide.



2. Births to Teens, Low Birthweight Births, Pre-natal Care, and Immunizations

Year	Births to Teens		Low Birthweight Births		1st Trimester Prenatal Care		Full Immunizations*	
	Bremer County	State	Bremer County	State	Bremer County	State	Bremer County	State
	% of total births		rate (per 1,000 live births)		rate (per 1,000 live births)		% fully immunized	
2000	16	6.4	10.0	6.1	---	---	87.0	86
2001	11	4.6	9.6	6.4	936.8	869.8	100.0	88
2002	10	3.9	9.0	6.6	n/a	n/a	95.0	85
2003	7	2.9	8.7	6.6	963.8	886.2	88.0	89
2004	15	6.5	8.5	7.0	n/a	n/a	100.0	90

Source: Iowa Department of Public Health

* NOTE: Immunization data reflect only one site per county so should be interpreted with caution.

In Bremer County in 2004, 100 percent of children 24 months of age were reported to be fully immunized compared to 87 percent in 2000. Percentages for the state were 89 in 2004 and 84 in 2000.

Fully immunized = 4 DTP/DTaP, 3 Polio, 1 MMR, 3 Hib, 3 Hep. B by 24 months of age.

Infant mortality is considered one of the best overall measures of health care accessibility and quality in that it measures the health of the most vulnerable in a given population. The infant mortality rate is the number of infants who die before their first birthday per 1,000 live births.

In Bremer County, the infant mortality rate from 2002 to 2004 was 1.4, lower than the county rate of 1999-2001 and lower than the statewide rate of 5.3 in the 2002-2004 period.

NOTE: Due to the relatively low number of births, infant deaths, and child deaths per year in many of Iowa's counties, users are encouraged to use 3-5 year averages for comparative purposes. These are presented in Tables 3 and 4.



3. Infant Mortality

Year	Bremer County		State	
	n	rate	n	rate
1996-1998	3	4.5	6.6	6.6
1999-2001	3	4.3	5.9	5.9
2002-2004	1	1.4	5.3	5.3

Source: Iowa Department of Public Health


From 2002 to 2004, the child death rate in Bremer County was 0.2 compared to the state's rate of 0.2

Child deaths include deaths to all children ages 1 to 14. Child death rates are the number of deaths in this population per 1,000 total population age 1 to 14.

4. Child Death Rates

Year	Bremer County		State	
	n	rate	n	rate
2002-2004	2	0.2	0.2	0.2

Source: Iowa Department of Public Health



Education Profile

In Bremer County, 25 children were enrolled in Pre-Kindergarten during the 2004-05 school year. This was a 13 child increase from 2001-02.

Pre-Kindergarten students often demonstrate stronger early reading and math skills than non PK students.

5. Pre-Kindergarten Enrollment

	Bremer County	State
2001-2002	12	5,714
2002-2003	10	5,949
2003-2004	48	6,907
2004-2005	25	6,108

Source: Iowa Department of Education

The Community Empowerment Families Area reported at least 45.4 percent of its kindergartners consistently displaying school-ready behaviors in the five areas. Statewide at least 33.7 percent of kindergarten students were reported as school ready.

"School readiness" is the result of kindergarten teachers being asked to assess their students in 5 areas: communication skills, cognitive skills, self-management skills, motor skills, and social-emotional development. Teachers report the degree to which behaviors within these five areas are observable ranging from "rarely" to "consistently".

6. School Readiness*, 2003-2004

	Empowerment Area		State
	n	rate	
Motor Skills ¹	64.8	46.1	
Communication Skills ²	45.4	33.7	
Cognitive Skills ³	55.5	41.8	
Social/Emotional Dev. ⁴	60.3	47.0	
Self-Management Skills ⁵	55.5	41.2	

* Percent reported "consistently observed"

Source: Iowa Department of Education

- ¹ Include coordination and balance, using scissors, etc.
- ² Include the ability to ask and answer questions, communicate needs, etc.
- ³ Include using a variety of words to describe a shape or color, ability to sort objects into categories, etc.
- ⁴ Includes ability to build relationships with adults and peers, express emotions and feelings, etc.
- ⁵ Includes ability to follow classroom rules and routines, take responsibility for personal belongings, etc.

Economic Profile

During the 2004-05 school year, 16.1 percent of K-12 students in Bremer County were eligible for free or reduced-price school compared to 16.6 percent in 2001-02. Statewide a total of 148,759 students (31.1%) were eligible for free or reduced price meals.

Because eligibility for free and reduced-price school meals is an annual measure, it is a good indicator of the economic well-being of children in a community. Families with incomes 135% or less of the federal poverty threshold are eligible for free meals, those with incomes 136% to 180% of poverty are eligible for reduced-price meals.

7. Eligibility for Free or Reduced-Price School Meals

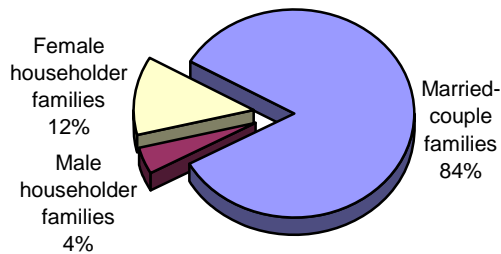
	Number Eligible for Free Meals		Number Eligible for Reduced-Price Meals		Percentage Eligible for Free or Reduced Price Meals	
	Bremer County	State	Bremer County	State	Bremer County	State
2001-02	552	93,062	248	36,492	16.6	26.7
2002-03	556	100,544	234	36,870	16.5	28.5
2003-04	591	107,324	284	36,907	17.9	30.0
2004-05	520	111,390	237	37,369	16.1	31.1

Source: Iowa Department of Education

Family Living Profile

While the majority of the 5,359 children under 18 years of age in Bremer County in 2000 resided in a two-parent family, 16.3 percent lived in a family headed by a single parent.

Children by Family Type, 2000



Source: Census 2000, SF1, US Bureau of the Census

In Bremer County, 76.0 percent of children under 6 living in a family or subfamily had all parents in the labor force compared to 71.4 percent statewide. All parents includes both parents in a married-couple family and the parent in a male- or female-headed family.

Safety Profile

The number of confirmed cases of child abuse or neglect in Bremer County in 2004 was 78, an increase of 38 since 2000.

9. Confirmed Cases of Child Abuse and Neglect

	Bremer County	State
2000	40	10,821
2001	44	12,793
2002	59	12,292
2003	68	14,936
2004	78	14,499

Source: Iowa Department of Human Services

In 2004, Bremer County reported 1,008 Group A and 1,238 Group B arrests per 100,000 juveniles compared to rates of 1,687 and 1,199, respectively, for the state.

Source and further details available @ http://www.dps.state.ia.us/documents_repository/DPS/2004/iacrime/iacrime.htm

Juvenile arrests are reported in 2 groups, Group A offenses include such crimes as murder, rape, burglary and drug violations while Group B offenses include curfew, drunkenness and runaways.

8. Employment Status of Parents with Young Children, 2000

	Bremer County		State
	n	%	%
Total Own Children in Families			
Under 6 years:	1,544		
Living with 2 parents	1,254		
Both parents in labor force	923	73.6	69.2
Living with father only	69		
Father in labor force	65	94.2	88.8
Living with mother only	221		
Mother in labor force	185	83.7	75.9

Source: Census 2000, SF3, US Bureau of the Census