


# Profile of Child Well-Being in Black Hawk County



## Population Profile

The population 17 years of age or younger in Black Hawk County in 2000 was 29,545, a decrease of 5.9 percent since 1990. According to projections, the youth population will grow to 30,127 by 2020.

In Black Hawk County, youth accounted for 23.1 percent of the total population in 2000 compared to 25.1 percent statewide. Minority youth in the county numbered 6,126 in 2000 and are projected to increase to 7,251 by 2020.

### 1. Population 17 Years or Younger

	Black Hawk County			
	1990	2000	2010*	2020*
Total population	123,798	128,012	126,900	128,668
Percent 17 or younger	25.4	23.1	22.3	23.4
Population 17 or younger	31,402	29,545	28,284	30,127
0 to 4 years	8,245	7,827	7,881	8,531
5 to 9 years	9,118	8,114	7,901	8,459
10 to 14 years	9,178	8,305	7,710	8,200
15 to 17 years	4,861	5,299	4,792	4,937
Minority <sup>^</sup> Population 17 or younger	n/a	6,126	6,128	7,251
0 to 4 years	n/a	1,853	1,716	1,905
5 to 9 years	n/a	1,845	1,637	1,827
10 to 14 years	n/a	1,551	1,500	1,963
15 to 17 years	n/a	877	1,275	1,556
Female Population 17 or younger	15,264	14,391	15,376	16,655
0 to 4 years	4,032	3,851	3,858	4,169
5 to 9 years	4,406	3,944	3,839	4,172
10 to 14 years	4,458	4,002	3,827	4,161
15 to 17 years	2,368	2,594	3,852	4,153
Male Population 17 or younger	16,138	15,154	16,077	17,504
0 to 4 years	4,213	3,976	4,023	4,362
5 to 9 years	4,712	4,170	4,016	4,376
10 to 14 years	4,720	4,303	4,021	4,380
15 to 17 years	2,493	2,705	4,017	4,386

<sup>^</sup> Minority includes all persons except white non-Hispanics.

Source: U.S. Bureau of the Census, Summary File 1, \*Projections by Woods & Poole Economics, Inc., 2005

Data and support for this profile provided by:

Office of Social and Economic  
Trend Analysis (SETA)

Iowa State University

[www.seta.iastate.edu](http://www.seta.iastate.edu)

e-mail: [seta@iastate.edu](mailto:seta@iastate.edu)

Michael Crawford

Iowa Kids Count

Child and Family Policy Center

Des Moines, Iowa

[www.cfpciowa.org/ipkc.shtml](http://www.cfpciowa.org/ipkc.shtml)

e-mail: [mccrawford@cfpciowa.org](mailto:mccrawford@cfpciowa.org)

phone: (515) 280-9027

Beth Henning

State Data Center

State Library of Iowa

Des Moines, Iowa

[www.iowadatacenter.org](http://www.iowadatacenter.org)

e-mail:

[beth.henning@lib.state.ia.us](mailto:beth.henning@lib.state.ia.us)

phone: (515) 281-4350

## Health Profile

As the number of total births in Black Hawk County rose from 2000 to 2004, the number of births to teens decreased by 16. In 2000, births to teens accounted for 12.2 percent of total births in the county compared to 10.1 percent in 2004.


*Teen parenting is used as a predictor of future economic hardship for both parents and children. Teen parents are often less able to provide positive, safe and caring environments, or family stability.*

In Black Hawk County, 7.9 percent of total births in 2004 were low birthweight compared to 7.0 percent statewide.

*Low birthweight (less than 5.5 pounds or 2,500 grams) can be an indicator of mothers not receiving adequate prenatal care and is often a good predictor of future health and developmental complications.*

*Early and ongoing prenatal care increases the chances of delivering healthy, full-term, and normal weight babies. Rates are per 1,000 live births.*

For the period from 2002 to 2003, the rate of mothers in Black Hawk County receiving prenatal care during the first trimester of their pregnancy was 926.3 compared to 886.2 statewide.



### 2. Births to Teens, Low Birthweight Births, Pre-natal Care, and Immunizations

Year	Black Hawk County		State		Black Hawk County		State		Black Hawk County		State	
	n	% of total births	n	% of total births	n	% of total births	rate (per 1,000 live births)	rate (per 1,000 live births)	n	% fully immunized	n	% fully immunized
2000	189	12.2	96	6.2	6.1	---	---	---	n/a	86	86	86
2001	195	12.2	137	8.6	6.4	900.6	869.8	n/a	n/a	88	88	88
2002	175	10.9	107	6.7	6.6	n/a	n/a	n/a	n/a	85	85	85
2003	167	10.8	120	7.8	6.6	926.3	886.2	n/a	n/a	89	89	89
2004	173	10.1	136	7.9	7.0	n/a	n/a	n/a	n/a	90	90	90

Source: Iowa Department of Public Health

\* NOTE: Immunization data reflect only one site per county so should be interpreted with caution.

In Black Hawk County in 2004, n/a percent of children 24 months of age were reported to be fully immunized compared to n/a percent in 2000. Percentages for the state were 89 in 2004 and 84 in 2000.

*Fully immunized = 4 DTP/DTaP, 3 Polio, 1 MMR, 3 Hib, 3 Hep. B by 24 months of age.*

*Infant mortality is considered one of the best overall measures of health care accessibility and quality in that it measures the health of the most vulnerable in a given population. The infant mortality rate is the number of infants who die before their first birthday per 1,000 live births.*

In Black Hawk County, the infant mortality rate from 2002 to 2004 was 5.7, higher than the county rate of 1999-2001 and higher than the statewide rate of 5.3 in the 2002-2004 period.

**NOTE:** Due to the relatively low number of births, infant deaths, and child deaths per year in many of Iowa's counties, users are encouraged to use 3-5 year averages for comparative purposes. These are presented in Tables 3 and 4.



**3. Infant Mortality**

Year	Black Hawk County		State	
	n	rate	rate	rate
1996-1998	34	7.0	6.6	6.6
1999-2001	27	5.6	5.9	5.9
2002-2004	27	5.7	5.3	5.3

Source: Iowa Department of Public Health


From 2002 to 2004, the child death rate in Black Hawk County was 0.2 compared to the state's rate of 0.2

*Child deaths include deaths to all children ages 1 to 14. Child death rates are the number of deaths in this population per 1,000 total population age 1 to 14.*

**4. Child Death Rates**

Year	Black Hawk County		State	
	n	rate	rate	rate
2002-2004	16	0.2	0.2	0.2

Source: Iowa Department of Public Health



**Education Profile**

In Black Hawk County, 46 children were enrolled in Pre-Kindergarten during the 2004-05 school year. This was a 23 child decrease from 2001-02.

*Pre-Kindergarten students often demonstrate stronger early reading and math skills than non PK students.*

**5. Pre-Kindergarten Enrollment**

	Black Hawk County	State
2001-2002	69	5,714
2002-2003	45	5,949
2003-2004	34	6,907
2004-2005	46	6,108

Source: Iowa Department of Education

The Cedar Valley's Promise Empowerment Area reported at least 22.6 percent of its kindergartners consistently displaying school-ready behaviors in the five areas. Statewide at least 33.7 percent of kindergarten students were reported as school ready.

*"School readiness" is the result of kindergarten teachers being asked to assess their students in 5 areas: communication skills, cognitive skills, self-management skills, motor skills, and social-emotional development. Teachers report the degree to which behaviors within these five areas are observable ranging from "rarely" to "consistently".*

**6. School Readiness\*, 2003-2004**

	Empowerment Area		State
	Area	Area	
Motor Skills <sup>1</sup>	35.4	35.4	46.1
Communication Skills <sup>2</sup>	22.6	22.6	33.7
Cognitive Skills <sup>3</sup>	34.6	34.6	41.8
Social/Emotional Dev. <sup>4</sup>	37.3	37.3	47.0
Self-Management Skills <sup>5</sup>	34.5	34.5	41.2

\* Percent reported "consistently observed"

Source: Iowa Department of Education

- <sup>1</sup> Include coordination and balance, using scissors, etc.
- <sup>2</sup> Include the ability to ask and answer questions, communicate needs, etc.
- <sup>3</sup> Include using a variety of words to describe a shape or color, ability to sort objects into categories, etc.
- <sup>4</sup> Includes ability to build relationships with adults and peers, express emotions and feelings, etc.
- <sup>5</sup> Includes ability to follow classroom rules and routines, take responsibility for personal belongings, etc.

**Economic Profile**

During the 2004-05 school year, 34.9 percent of K-12 students in Black Hawk County were eligible for free or reduced-price school compared to 38.0 percent in 2001-02. Statewide a total of 148,759 students (31.1%) were eligible for free or reduced price meals.

*Because eligibility for free and reduced-price school meals is an annual measure, it is a good indicator of the economic well-being of children in a community. Families with incomes 135% or less of the federal poverty threshold are eligible for free meals, those with incomes 136% to 180% of poverty are eligible for reduced-price meals.*

**7. Eligibility for Free or Reduced-Price School Meals**

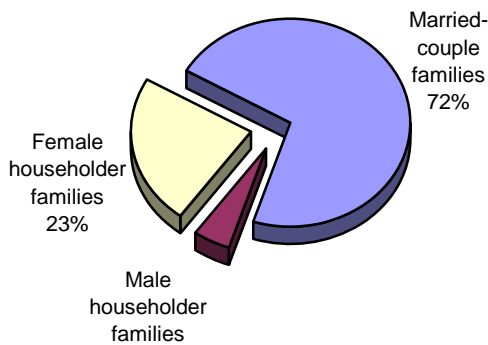
	Number Eligible for Free Meals		Number Eligible for Reduced-Price Meals		Percentage Eligible for Free or Reduced Price Meals	
	Black Hawk County	State	Black Hawk County	State	Black Hawk County	State
2001-02	5,086	93,062	1,487	36,492	38.0	26.7
2002-03	5,248	100,544	1,569	36,870	39.3	28.5
2003-04	5,569	107,324	1,509	36,907	40.8	30.0
2004-05	4,775	111,390	1,296	37,369	34.9	31.1

Source: Iowa Department of Education

**Family Living Profile**

While the majority of the 27,121 children under 18 years of age in Black Hawk County in 2000 resided in a two-parent family, 28.2 percent lived in a family headed by a single parent.

**Children by Family Type, 2000**



Source: Census 2000, SF1, US Bureau of the Census

In Black Hawk County, 68.3 percent of children under 6 living in a family or subfamily had all parents in the labor force compared to 71.4 percent statewide. All parents includes both parents in a married-couple family and the parent in a male- or female-headed family.

**Safety Profile**

The number of confirmed cases of child abuse or neglect in Black Hawk County in 2004 was 859, an increase of 249 since 2000.

**9. Confirmed Cases of Child Abuse and Neglect**

	Black Hawk County	State
2000	610	10,821
2001	510	12,793
2002	587	12,292
2003	662	14,936
2004	859	14,499

Source: Iowa Department of Human Services

In 2004, Black Hawk County reported 2,445 Group A and 916 Group B arrests per 100,000 juveniles compared to rates of 1,687 and 1,199, respectively, for the state.

Source and further details available @ [http://www.dps.state.ia.us/documents\\_repository/DPS/2004/iacrime/iacrime.htm](http://www.dps.state.ia.us/documents_repository/DPS/2004/iacrime/iacrime.htm)

Juvenile arrests are reported in 2 groups, Group A offenses include such crimes as murder, rape, burglary and drug violations while Group B offenses include curfew, drunkenness and runaways.

**8. Employment Status of Parents with Young Children, 2000**

	Black Hawk County		State
	n	%	%
Total Own Children in Families			
Under 6 years:	9,055		
Living with 2 parents	6,374		
Both parents in labor force	4,114	64.5	69.2
Living with father only	538		
Father in labor force	463	86.1	88.8
Living with mother only	2,143		
Mother in labor force	1,611	75.2	75.9

Source: Census 2000, SF3, US Bureau of the Census