



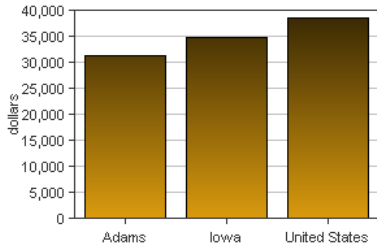
Adams, Iowa

Adams is one of 99 counties in Iowa. It is not part of a Metropolitan Area. Its 2007 population of 4,085 ranked 99th in the state.

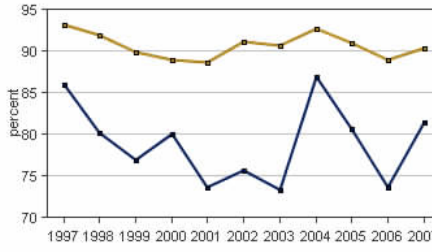
PER CAPITA PERSONAL INCOME

In 2007 Adams had a per capita personal income (PCPI) of \$31,471. This PCPI ranked 67th in the state and was 90 percent of the state average, \$34,916, and 81 percent of the national average, \$38,615. The 2007 PCPI reflected an increase of 16.0 percent from 2006. The 2006-2007 state change was 6.6 percent and the national change was 4.9 percent. In 1997 the PCPI of Adams was \$21,794 and ranked 62nd in the state. The 1997-2007 average annual growth rate of PCPI was 3.7 percent. The average annual growth rate for the state was 4.0 percent and for the nation was 4.3 percent.

Per Capita Personal Income, 2007



Per Capita Income as a Percent of the United States, 2007



Iowa Adams

TOTAL PERSONAL INCOME

	2006-07 percent change	1997-2007 AAGR
Adams	14.5 %	2.7 %
Iowa	7.2 %	4.3 %
U.S.	6.0 %	5.4 %

AAGR: average annual growth rate

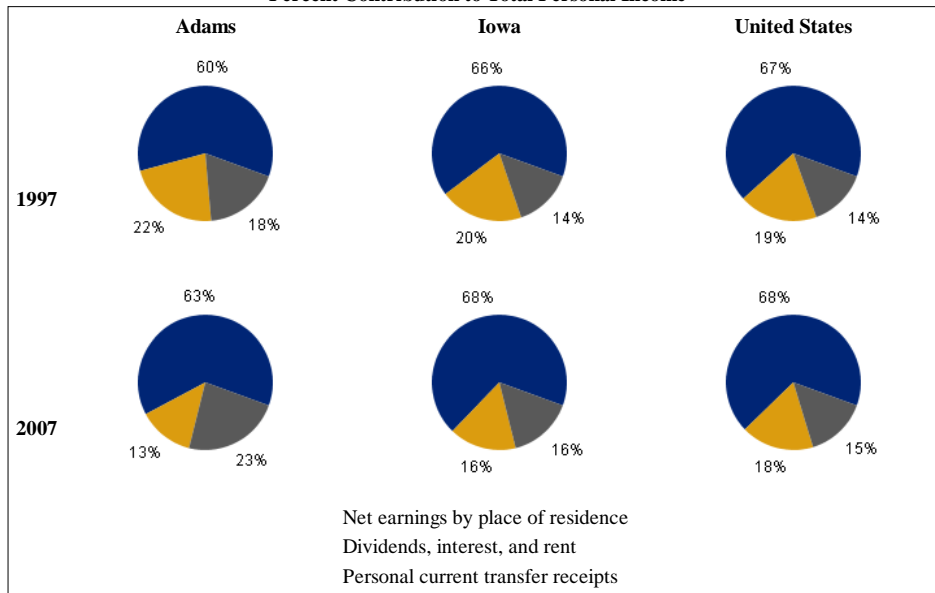
In 2007 Adams had a total personal income (TPI) of \$128,561*. This TPI ranked 99th in the state and accounted for 0.1 percent of the state total. In 1997 the TPI of Adams was \$98,138* and ranked 99th in the state.

*Note: Total personal income estimates are in thousands of dollars, not adjusted for inflation.

COMPONENTS OF TOTAL PERSONAL INCOME

Total personal income includes net earnings by place of residence; dividends, interest, and rent; and personal current transfer receipts received by the residents of Adams.

Percent Contribution to Total Personal Income



	2006-2007 percent change		
	Adams	Iowa	U.S.
Net earnings	21.6 %	7.3 %	5.0 %
Dividends, interest, and rent	3.0 %	9.5 %	9.2 %
Personal current transfer receipts	4.8 %	4.8 %	6.9 %

	1997-2007 average annual growth rate		
	Adams	Iowa	U.S.
Net earnings	3.3 %	4.7 %	5.4 %
Dividends, interest, and rent	-2.3 %	2.0 %	4.5 %
Personal current transfer receipts	5.4 %	5.5 %	6.1 %